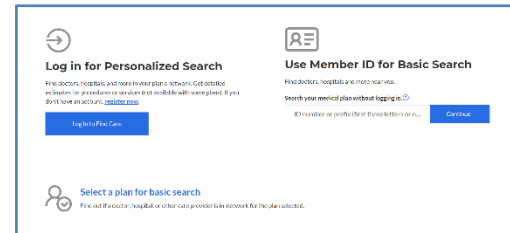


## How to find a vision provider online

### Step 1

Visit Find Care at [anthem.com/ca/find-care/](https://anthem.com/ca/find-care/)

- For members – click **Log in for Personalized Search** or to search without logging in **Use Member ID for Basic Search**.
- For guests – click **Select a plan for basic search**.

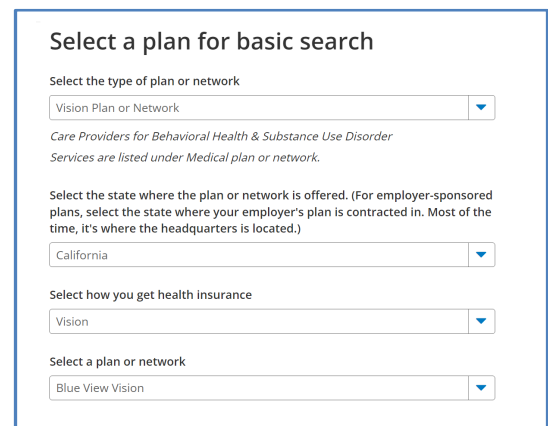


The screenshot shows the top of the Find Care page. On the left, there's a 'Log in for Personalized Search' button with a user icon. On the right, there's a 'Use Member ID for Basic Search' button with a member ID icon. Below these, there's a 'Select a plan for basic search' button with a plan icon. The page also includes some text about search results and a 'Continue' button.

### Step 2

Scroll down the screen to complete the following fields:

- Select the type of plan or network? Use drop down to select **Vision Plan or Network**.
- What State do you want to search in? Use drop down to select **California**.
- Select how you get health insurance. Use drop down to select **Vision**.
- Select a plan or network: Use drop down to select **Blue View Vision** or **Blue View Vision Insight** depending on your network.
- Click **Continue** button.

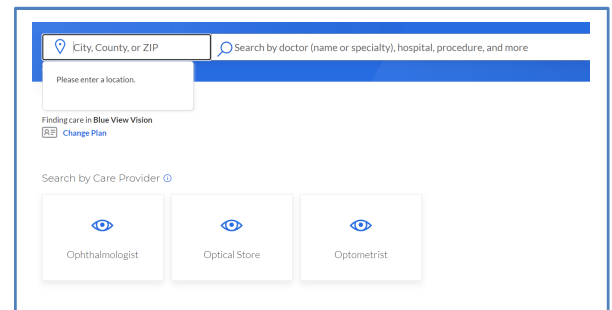


The screenshot shows the 'Select a plan for basic search' form. It has four dropdown menus: 'Select the type of plan or network' (set to 'Vision Plan or Network'), 'Select the state where the plan or network is offered' (set to 'California'), 'Select how you get health insurance' (set to 'Vision'), and 'Select a plan or network' (set to 'Blue View Vision'). There is also a 'Continue' button at the bottom.

### Step 3

Enter the City, County, or ZIP code in top left. You now have 2 options to narrow your search:



- Option 1: Enter in the **Eye Doctor Name or Specialty** in the Search Box. The results will appear below the Search Box and you can click on the name to get more details about the eye doctor.
- Option 2: **Search by Care Provider**. Click on the icon of the type of eye doctor you are looking for. The results will appear on a new screen and you can click on the eye doctor's name to obtain additional details.



The screenshot shows the search results page. At the top, there's a search bar with a location icon and a search icon. Below the search bar, there's a 'Please enter a location.' prompt. Underneath, there's a 'Finding care in Blue View Vision' section with a 'Change Plan' button. At the bottom, there's a 'Search by Care Provider' section with three icons: 'Ophthalmologist', 'Optical Store', and 'Optometrist'.

### Step 4

View your search results.

- Click the  printer icon to print the results of your search or click the  email icon to email the search results.
- Click on a provider name to see more details.
- Click the **Back to Find Care** link in the upper left or **Back** box at the bottom the screen to return to results.

[← Back to Find Care](#)